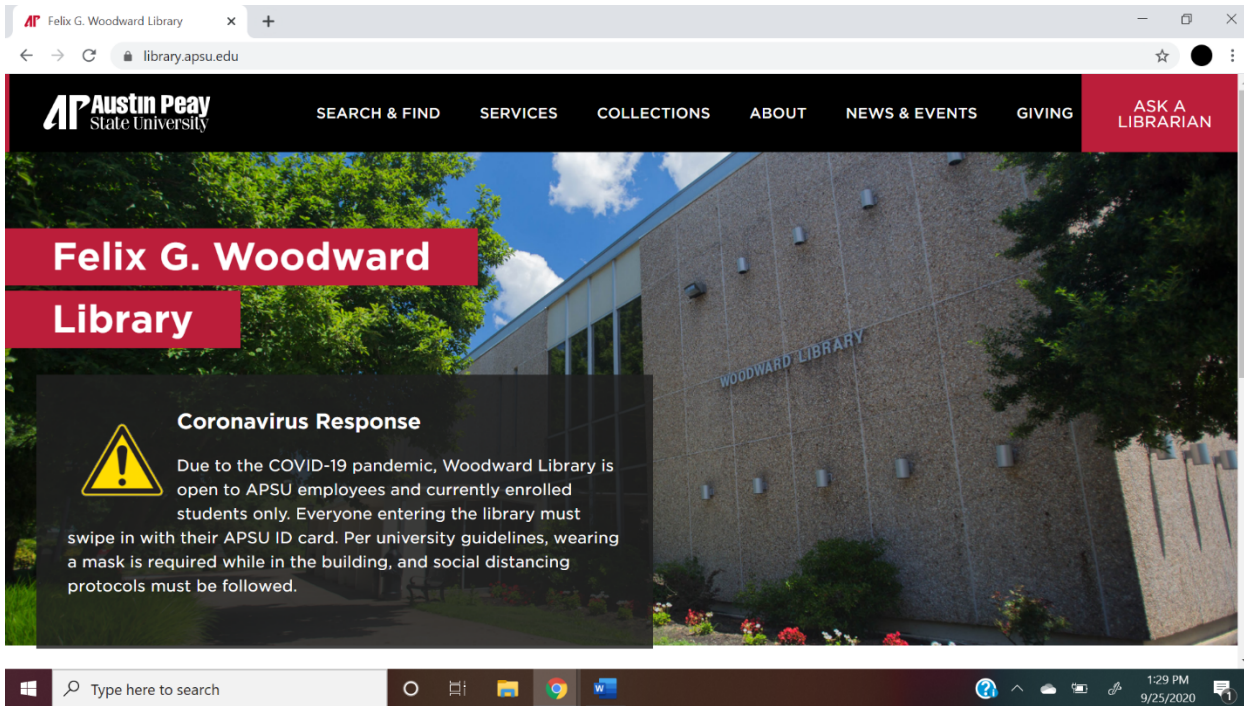


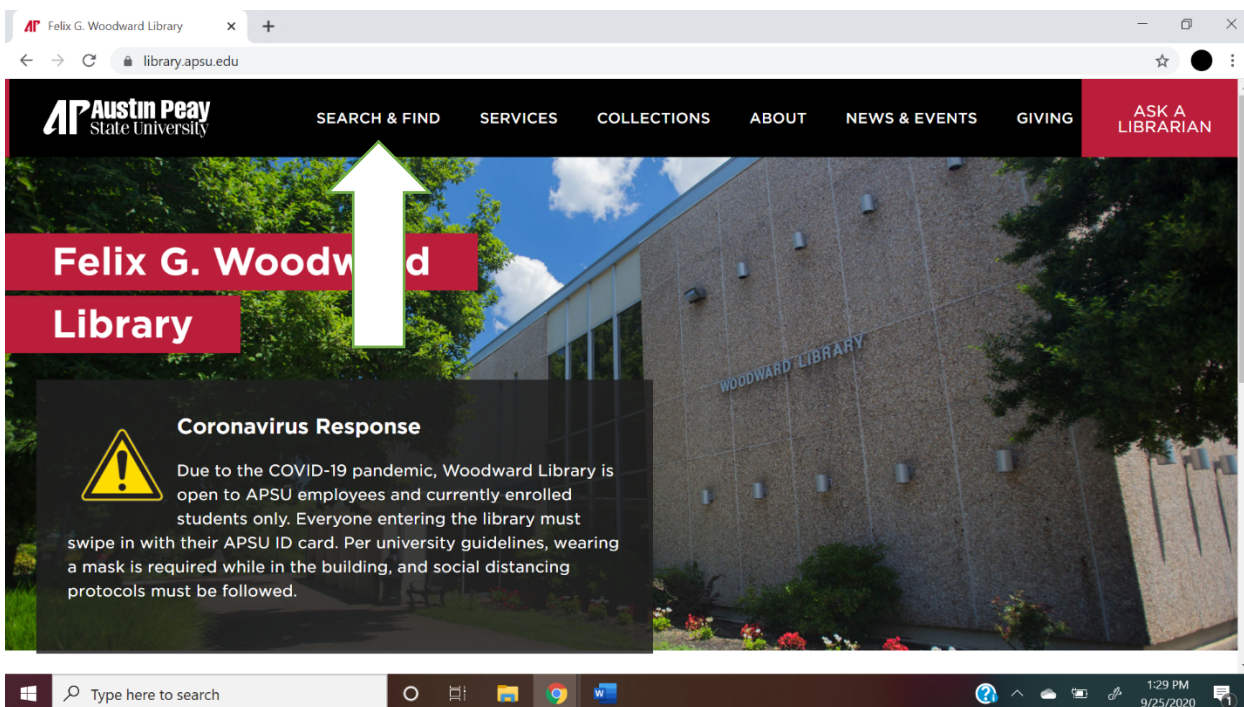
Accessing PsycINFO

- First, go to Austin Peay State University's (APSU) library website, which is library.apsu.edu

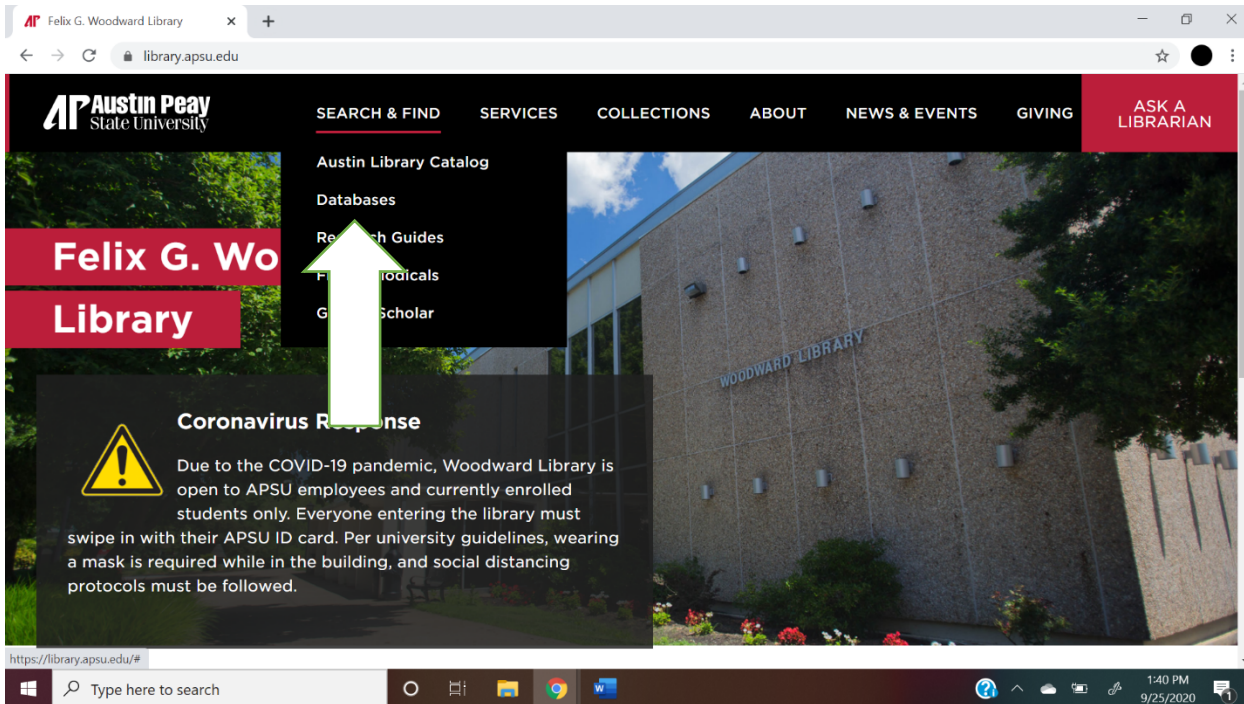
The page should look something like this:



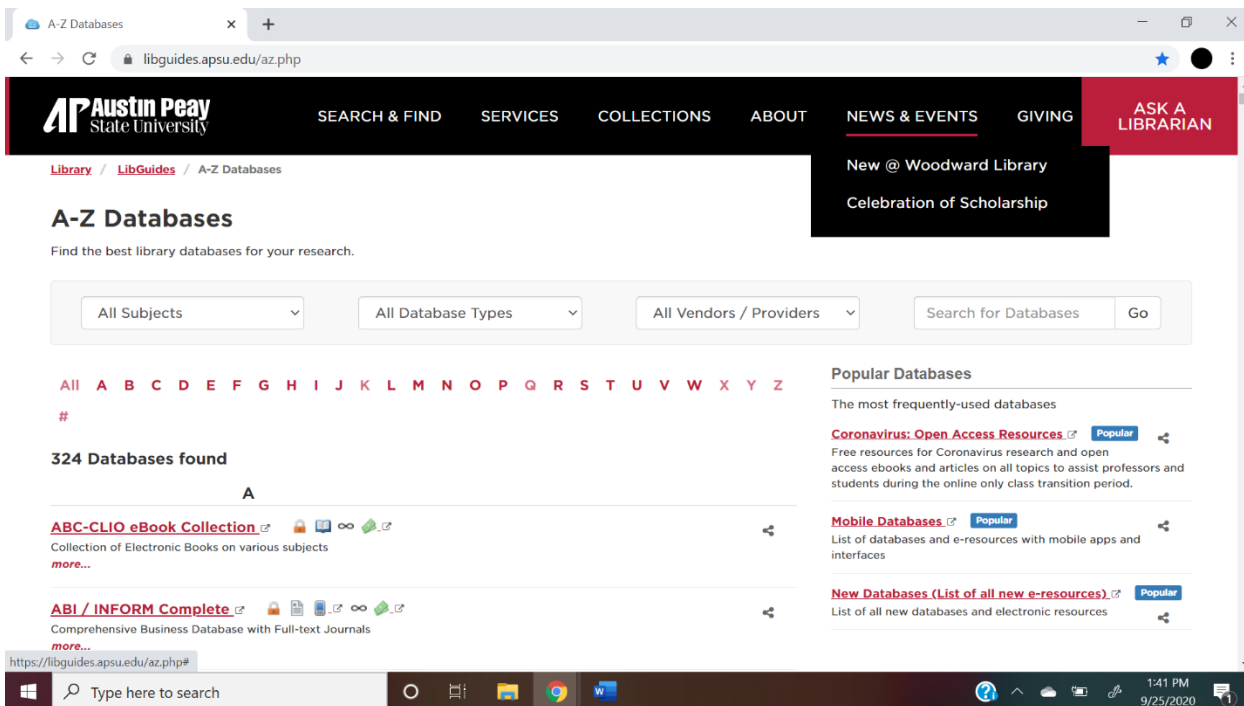
- Next, hover over "SEARCH & FIND" which is located on the top of the screen.



- Once you hover over this, a menu will pop up. Select “Databases”



- Once you have clicked on that, it will bring you to this page:



- Locate the “All Subjects” Dropdown box.

A-Z Databases

Find the best library databases for your research.

All Subjects All Database Types All Vendors / Providers Search for Databases Go

All A B C D E F G H I J K L M N O P Q R S T U V W X Y Z

#

324 Databases found

A

ABC-CLIO eCollection
Collection of Electronic Books on various subjects
[more...](#)

ABI / INFORM Complete
Comprehensive Business Database with Full-text Journals
[more...](#)

Popular Databases

The most frequently-used databases

Coronavirus: Open Access Resources
Free resources for Coronavirus research and open access ebooks and articles on all topics to assist professors and students during the online only class transition period.

Mobile Databases
List of databases and e-resources with mobile apps and interfaces

New Databases (List of all new e-resources)
List of all new databases and electronic resources

- Once you have done this, click on the dropdown box, and scroll down to the option that says, “Psychological Science (22)”, and click on it. It will bring you to this page:

A-Z Databases: Psychological Science

Find the best library databases for your research.

Psychological Science (22) All Database Types All Vendors / Providers Search for Databases Go

All A B C D E F G H I J K L M N O P Q R S T U V W X Y Z

#

22 Databases found for Psychological Science [Clear Filters/Browse All Databases](#)

Best Bets!

Dissertations and Theses: Global
Alternative Name(s) & Keywords: PQDTGlobal
Doctoral dissertations and master's theses in full-text from universities in 88 countries
[more...](#)

Experts

Librarian

- Next, scroll down a little bit, and you will see a link titled “PsycINFO.” Click on this; it will be opened up in a new tab.

The screenshot shows a web browser window with the URL `libguides.apsu.edu/az.php?s=11031`. The main content area is titled "Best Bets!" and lists several database options:

- Dissertations and Theses: Global** (Best Bet): Alternative Name(s) & Keywords: PQDTGlobal. Doctoral dissertations and master's theses in full-text from universities in 88 countries.
- PsycARTICLES** (Best Bet): Alternative Name(s) & Keywords: APA PsycArticles. Articles from over 100 key psychology journals published by APA and affiliated journals.
- Psychology (Gale OneFile)** (Best Bet): Infotrac Journals and eBooks on Psychology.
- psychotherapy.net Videos** (Best Bet): Alternative Name(s) & Keywords: psychotherapy.net Counseling Videos. 50 streaming videos for training in psychotherapy & counseling.
- PsycINFO** (Best Bet): Alternative Name(s) & Keywords: APA PsycInfo. Database for journal articles, books and dissertations in all areas of psychology.
- ScienceDirect** (Best Bet): Electronic access to over 900 peer-reviewed, full-text journals on a variety of topics, with content dating back to 1999.

A red arrow points to the "PsycINFO" link. To the right of the list is a profile for Ross Bowron, including a photo, name, "Email Me" button, "Schedule Appointment" button, and contact information: Office: Library 220, Main Floor; Phone: 931.221.7381. Below the profile is a section titled "Psychological Science Guides" with two items: "COUN 5110: Lifespan Development" and "Counseling Research Guide", both by Ross Bowron.

- If you are not on campus, it will bring you to this page:

The screenshot shows a login page for APSU | Woodward Library. The URL is `login.ezproxy.lib.apsu.edu/login?url=https%3a%2f%2fsearch.ebscohost.com%2flogin.aspx%3fauth%3fdip%26profile%3dehost%26defaultdb%3dpdph`. The page features the APSU logo and a banner image of Woodward Library. The login form includes:

- APSU | Woodward Library: Login to Online Resources**
- Last Name**: Input field with placeholder text "Last name ONLY, example: smith". Note: "Hyphenated names enter both names separated by a hyphen."
- APSU A number**: Input field with placeholder text "A number in format A12345678".
- Connect**: A red button.

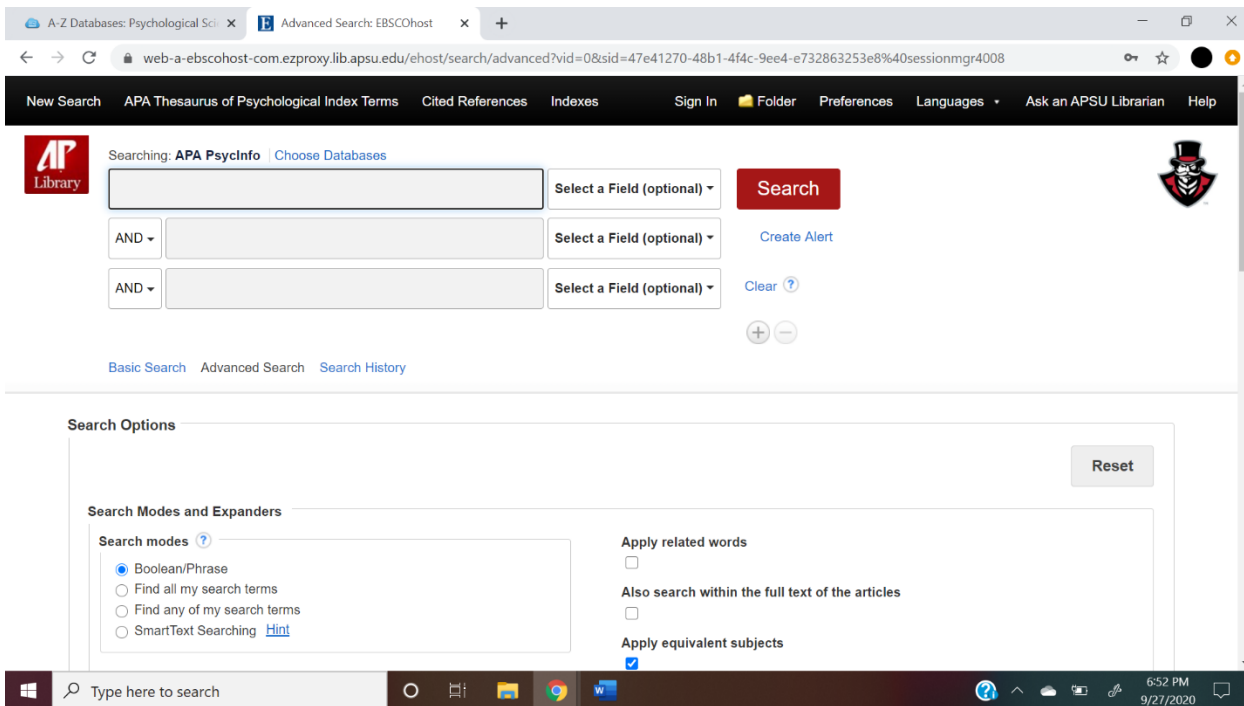
To the right of the form is a "Need Help?" section with the following instructions:

- If you have forgotten your A number, you may find it in [OneStop](#) under the Web-Self Service Tab.
- Use [Ask a Librarian](#) for assistance
- Check the Research Assistance Desk (RAD) hours at [Library Hours](#) and contact Access Services at (931) 221-7978 if you need assistance after the RAD has closed.

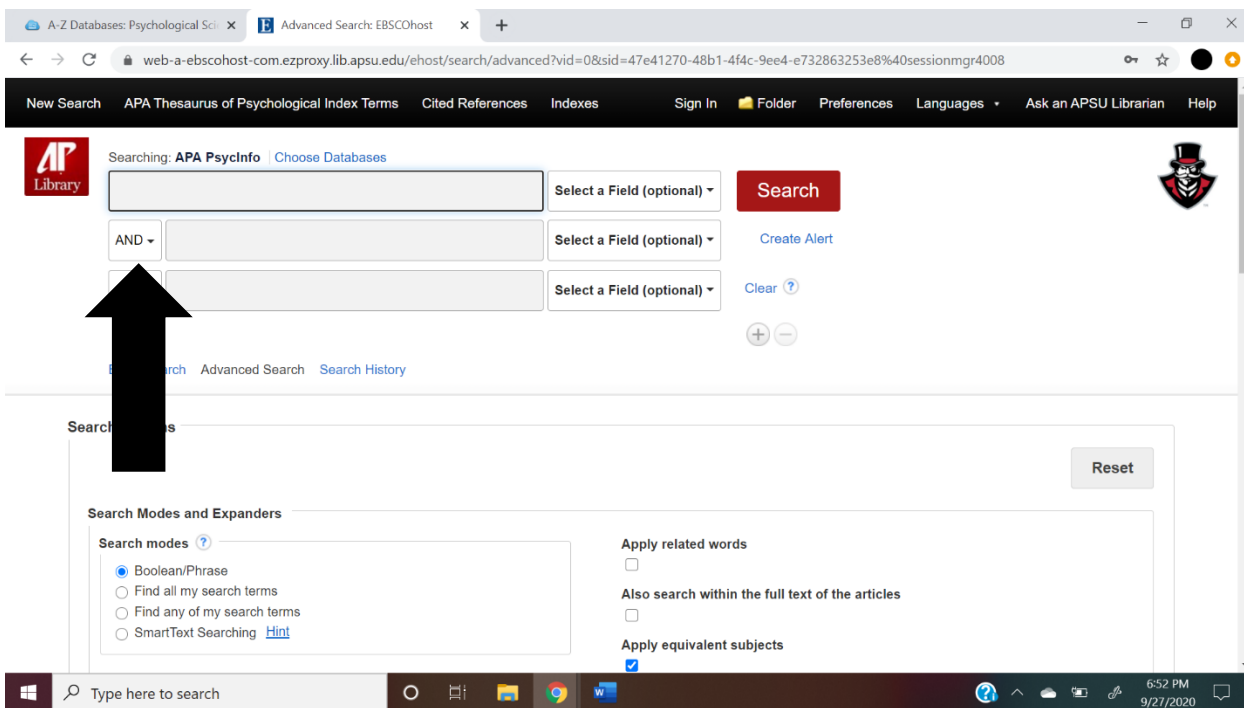
Below this is a "Notice:" section stating: "Contracts with our database vendors require us to restrict access to faculty, staff, and currently enrolled students. Any unauthorized use of online resources and/or any attempt to gain unauthorized access through this authentication system could constitute a violation of the Computer Crimes Act of the State of Tennessee as well as university policy."

- Type in your last name in the first box and your A number in the second box *with* the A included (e.g. A00112233, not 00112233).

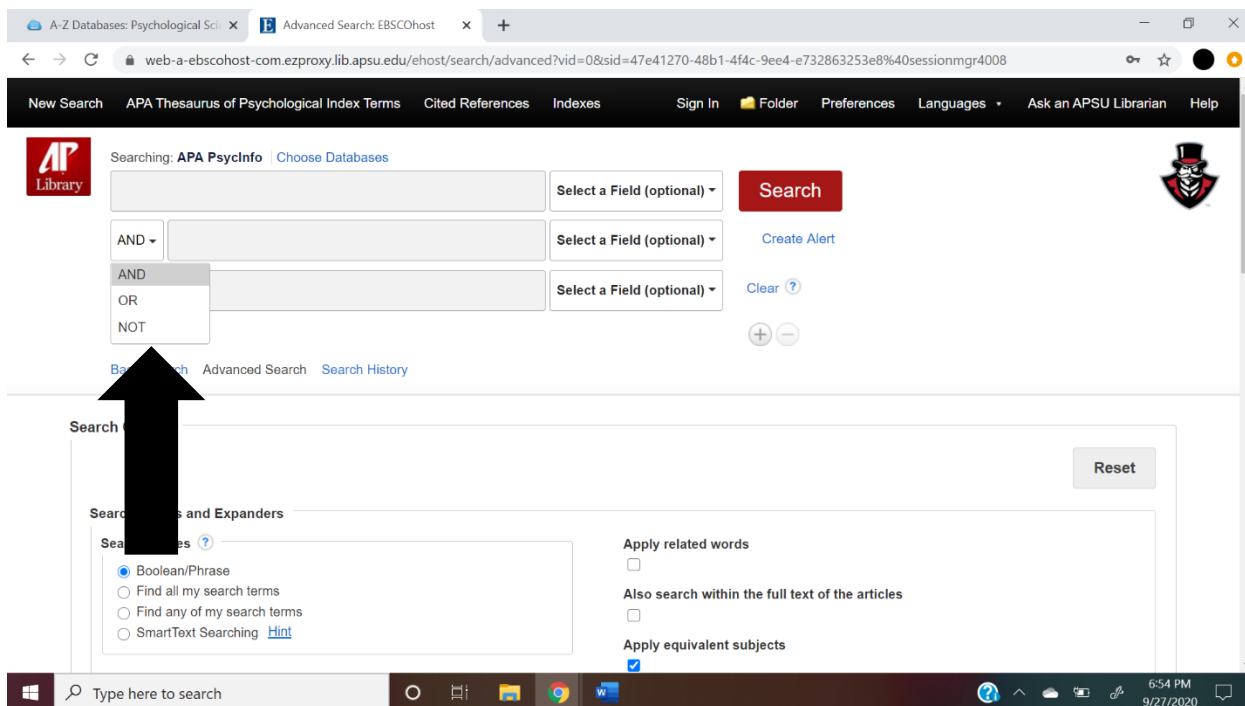
- Once you have done this, or if you're on campus, it will take you to this page:



- After this, type in the phrases or words you're looking for. Each phrase/word should be put into separate boxes.
- A useful tool when using this database is the options you have when searching for specific phrases/words.
 - To access this, click on the "AND" beside the second box.

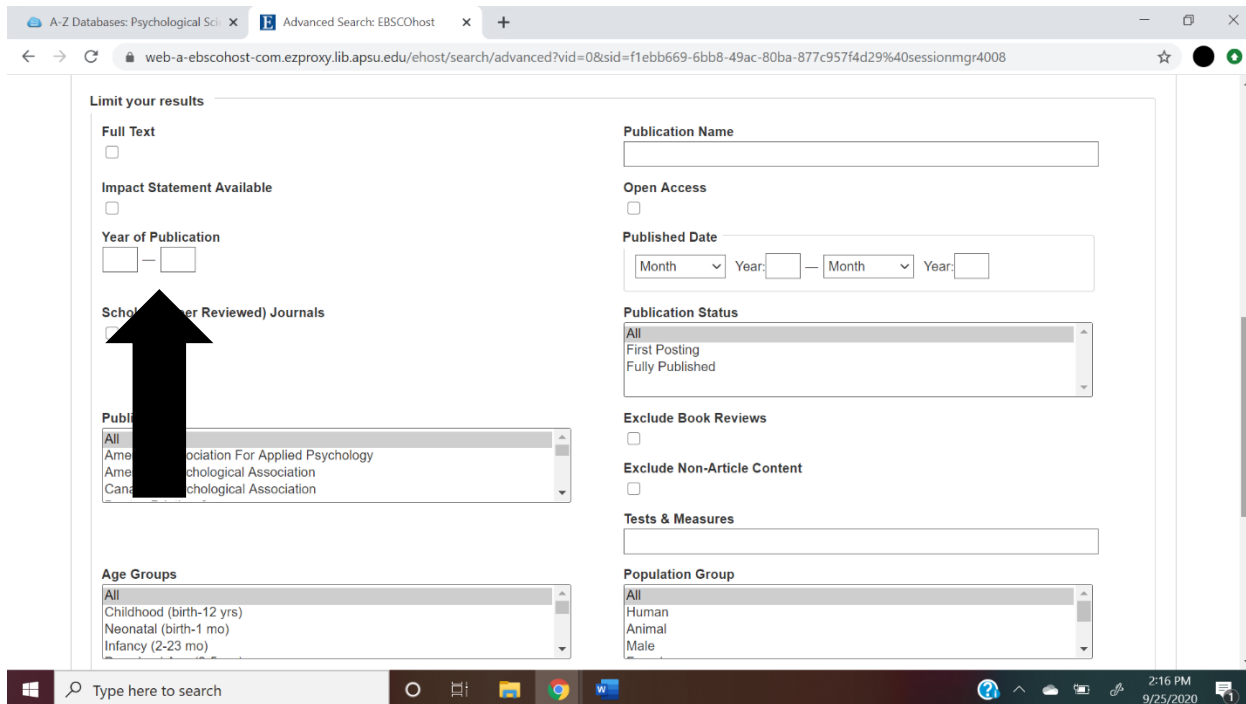


- Once you click on this, the following words will appear: “AND”, “OR”, and “NOT”.



- “AND” will search for all the phrases/words you enter in the boxes. For example, if you look up “play therapy” AND “minorities” the database will look for results that contain both of these search terms.
- “OR” will search for one of the phrases/words or the other. For example, if you look up “play therapy” OR “child-centered play” the database will search for results that contain either of these items.
- “NOT” will eliminate specific phrases/words from your search. For example, if you look up “play therapy” NOT “filial therapy” the database will eliminate any results that contain the phrase “filial therapy” and will only focus on results that contain “play therapy.”

- Another useful feature is the “Year of Publication” feature, which is found when you scroll down to “Limit your results”. It looks like this:



- If you're having a hard time looking for more recent articles, this is a good way to narrow down your search (e.g. 2000 – 2020). This is also helpful if you're looking for articles within a specific range (e.g. 2010 – 2015).